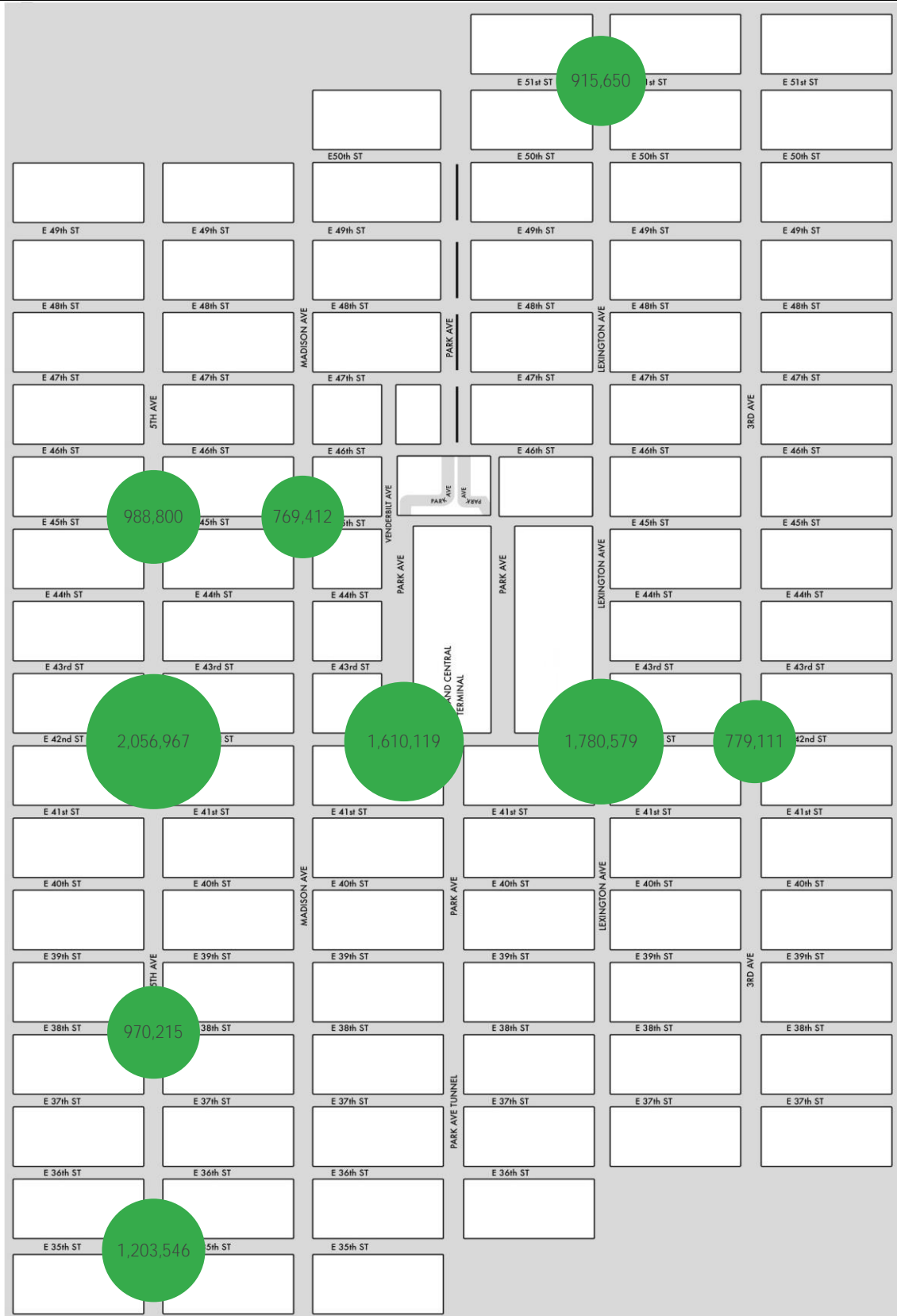


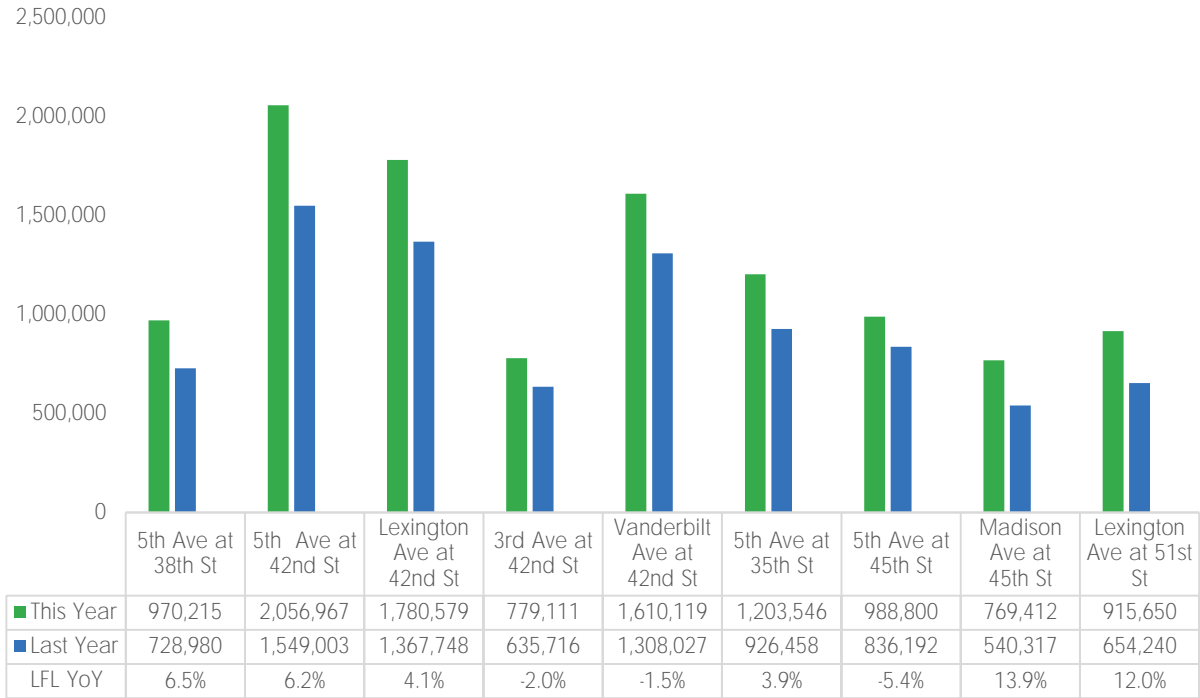
Pedestrian Report

Grand Central Partnership

Map

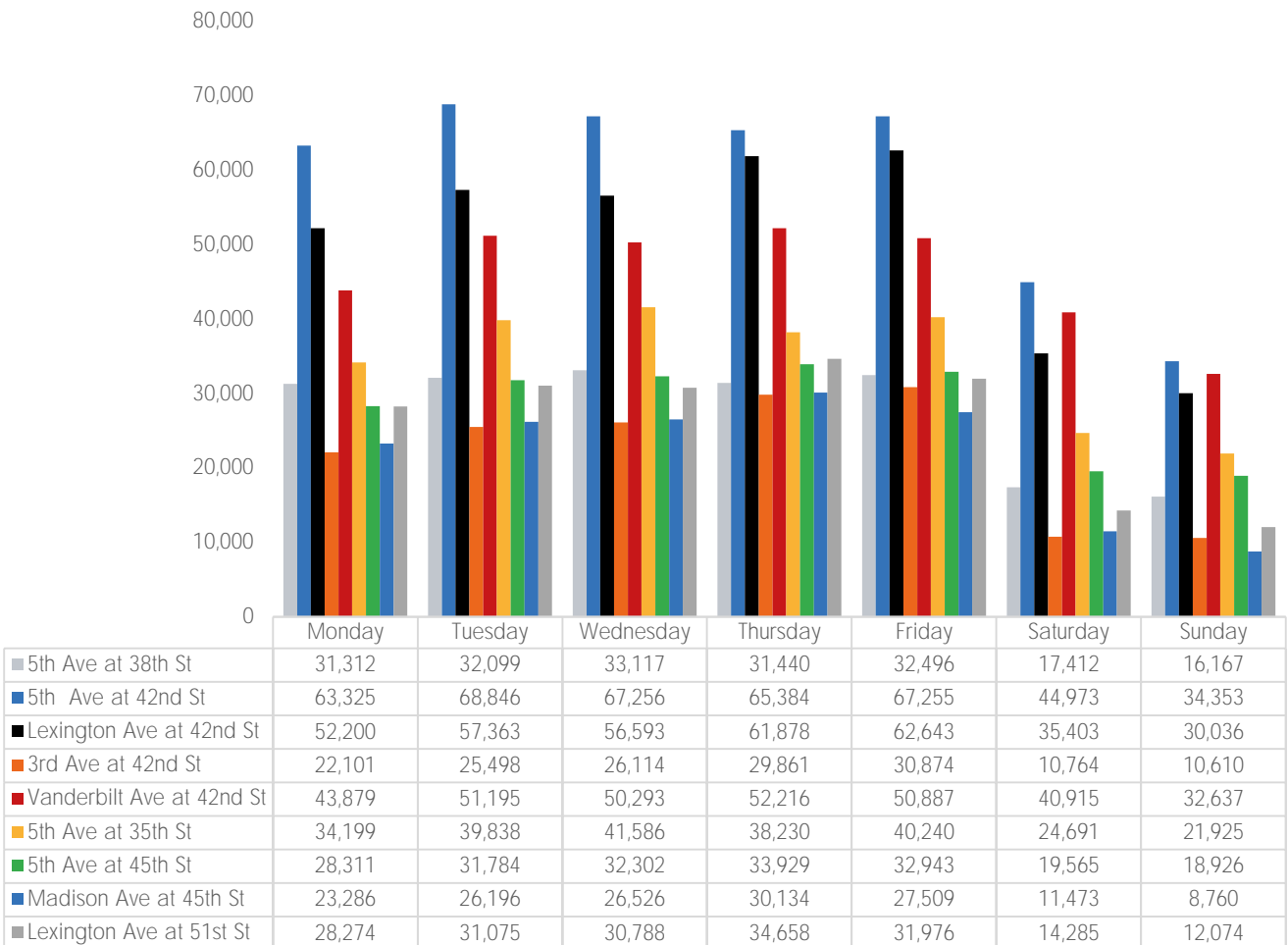


Total Pedestrian Counts



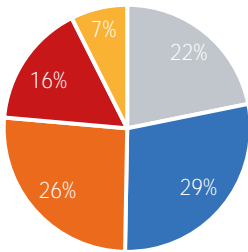
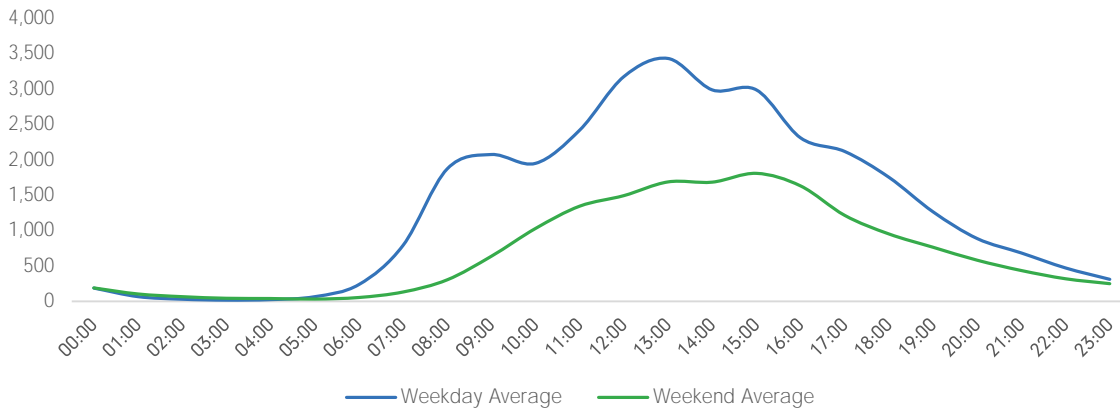
Note: Due to the retail calendar there are 5 weeks in January this year compared to 4 weeks last year. Therefore, the YoY % Variance has been calculated using weekly averages.

Average Pedestrian Counts by Weekday

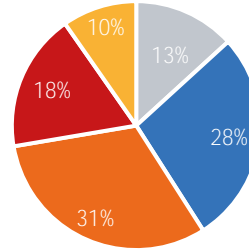


5th Ave at 38th St

| | Monday | Tuesday | Wednesday | Thursday | Friday | Saturday | Sunday |
|-------------------------|--------|---------|-----------|----------|--------|----------|--------|
| This Year Daily Average | 31,312 | 32,099 | 33,117 | 31,440 | 32,496 | 17,412 | 16,167 |
| Last Year Daily Average | 24,955 | 27,885 | 33,287 | 31,902 | 31,975 | 17,637 | 14,605 |
| YoY % Change | 25.5% | 15.1% | -0.5% | -1.4% | 1.6% | -1.3% | 10.7% |



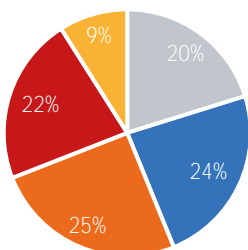
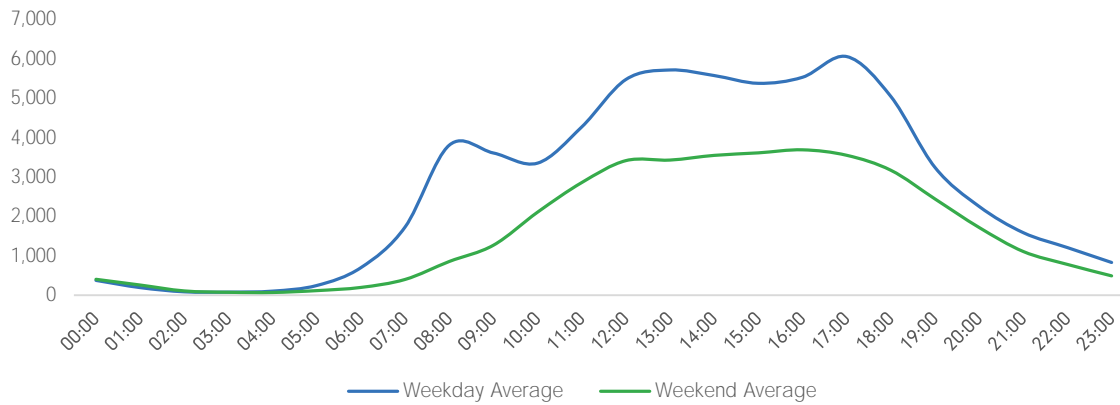
| Weekday Average | |
|-----------------|-------|
| Morning | 6,919 |
| Lunch | 9,020 |
| Afternoon | 8,279 |
| Early Evening | 5,131 |
| Evening | 2,351 |



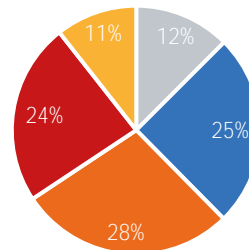
| Weekend Average | |
|-----------------|-------|
| Morning | 2,157 |
| Lunch | 4,523 |
| Afternoon | 5,120 |
| Early Evening | 2,929 |
| Evening | 1,584 |

5th Ave at 42nd St

| | Monday | Tuesday | Wednesday | Thursday | Friday | Saturday | Sunday |
|-------------------------|--------|---------|-----------|----------|--------|----------|--------|
| This Year Daily Average | 63,325 | 68,846 | 67,256 | 65,384 | 67,255 | 44,973 | 34,353 |
| Last Year Daily Average | 50,703 | 59,721 | 67,595 | 66,249 | 66,676 | 44,862 | 31,446 |
| YoY % Change | 24.9% | 15.3% | -0.5% | -1.3% | 0.9% | 0.2% | 9.2% |



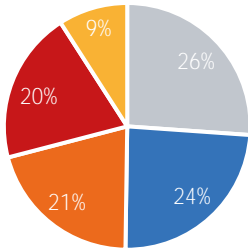
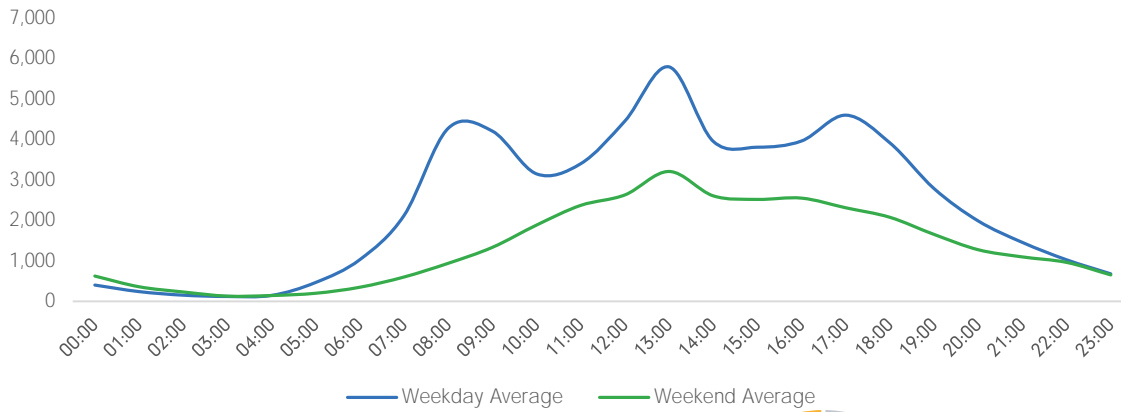
| Weekday Average | |
|-----------------|--------|
| Morning | 13,190 |
| Lunch | 15,452 |
| Afternoon | 16,474 |
| Early Evening | 14,336 |
| Evening | 5,877 |



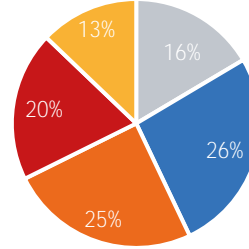
| Weekend Average | |
|-----------------|--------|
| Morning | 4,828 |
| Lunch | 9,699 |
| Afternoon | 10,845 |
| Early Evening | 9,160 |
| Evening | 4,098 |

Lexington Ave at 42nd St

| | Monday | Tuesday | Wednesday | Thursday | Friday | Saturday | Sunday |
|-------------------------|--------|---------|-----------|----------|--------|----------|--------|
| This Year Daily Average | 52,200 | 57,363 | 56,593 | 61,878 | 62,643 | 35,403 | 30,036 |
| Last Year Daily Average | 47,321 | 52,195 | 57,265 | 62,049 | 59,915 | 35,922 | 27,271 |
| YoY % Change | 10.3% | 9.9% | -1.2% | -0.3% | 4.6% | -1.4% | 10.1% |



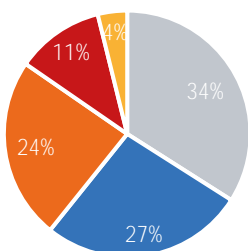
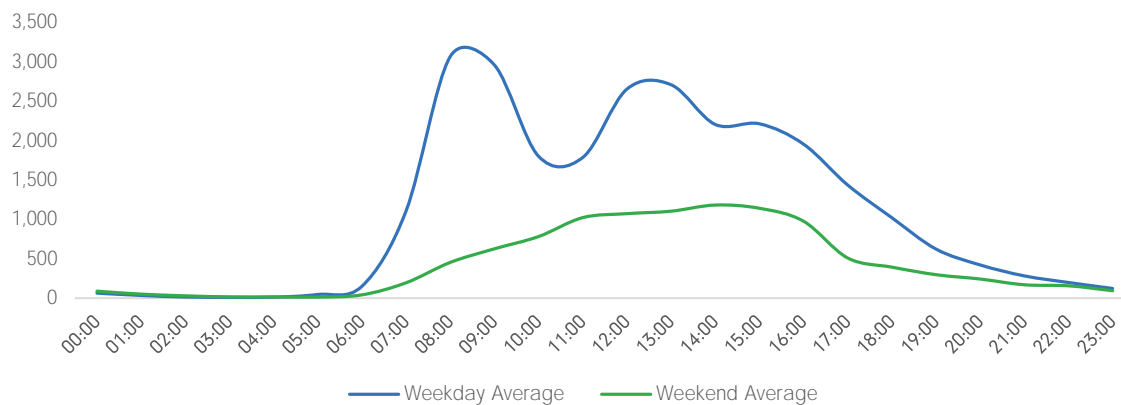
| Weekday Average | |
|-----------------|--------|
| Morning | 14,785 |
| Lunch | 13,649 |
| Afternoon | 11,725 |
| Early Evening | 11,301 |
| Evening | 5,147 |



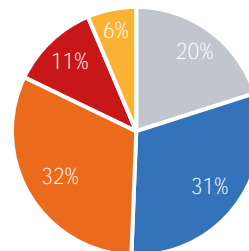
| Weekend Average | |
|-----------------|-------|
| Morning | 5,110 |
| Lunch | 8,210 |
| Afternoon | 7,677 |
| Early Evening | 6,042 |
| Evening | 3,988 |

3rd Ave at 42nd St

| | Monday | Tuesday | Wednesday | Thursday | Friday | Saturday | Sunday |
|-------------------------|--------|---------|-----------|----------|--------|----------|--------|
| This Year Daily Average | 22,101 | 25,498 | 26,114 | 29,861 | 30,874 | 10,764 | 10,610 |
| Last Year Daily Average | 21,578 | 25,152 | 32,438 | 29,741 | 30,079 | 10,567 | 9,375 |
| YoY % Change | 2.4% | 1.4% | -19.5% | 0.4% | 2.6% | 1.9% | 13.2% |



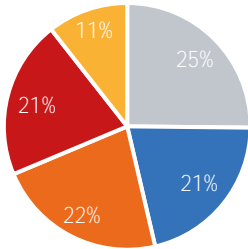
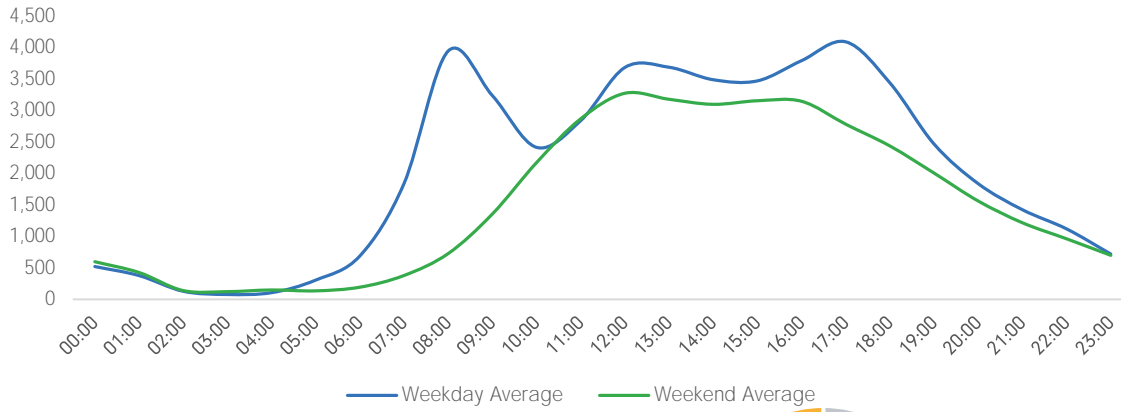
| Weekday Average | |
|-----------------|-------|
| Morning | 9,081 |
| Lunch | 7,143 |
| Afternoon | 6,370 |
| Early Evening | 3,080 |
| Evening | 1,029 |



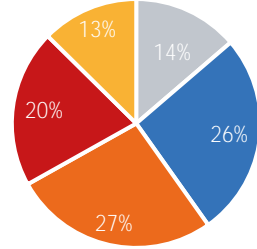
| Weekend Average | |
|-----------------|-------|
| Morning | 2,102 |
| Lunch | 3,198 |
| Afternoon | 3,299 |
| Early Evening | 1,203 |
| Evening | 666 |

Vanderbilt Ave at 42nd St

| | Monday | Tuesday | Wednesday | Thursday | Friday | Saturday | Sunday |
|-------------------------|--------|---------|-----------|----------|--------|----------|--------|
| This Year Daily Average | 43,879 | 51,195 | 50,293 | 52,216 | 50,887 | 40,915 | 32,637 |
| Last Year Daily Average | 43,782 | 49,657 | 55,291 | 53,912 | 53,184 | 40,798 | 30,384 |
| YoY % Change | 0.2% | 3.1% | -9.0% | -3.1% | -4.3% | 0.3% | 7.4% |



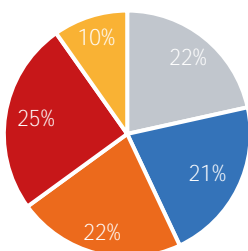
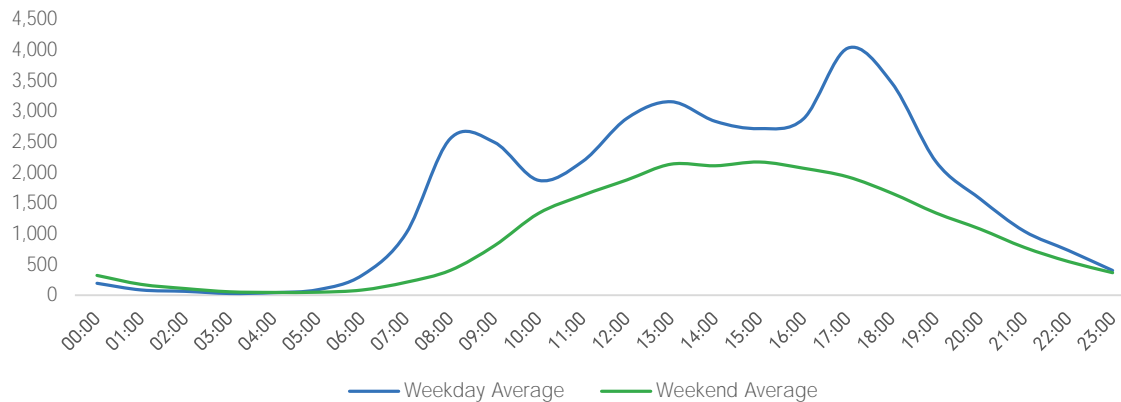
| Weekday Average | |
|-----------------|--------|
| Morning | 12,124 |
| Lunch | 10,208 |
| Afternoon | 10,750 |
| Early Evening | 9,995 |
| Evening | 5,099 |



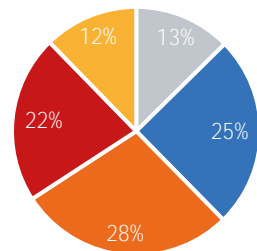
| Weekend Average | |
|-----------------|-------|
| Morning | 4,828 |
| Lunch | 9,319 |
| Afternoon | 9,398 |
| Early Evening | 7,223 |
| Evening | 4,438 |

5th Ave at 35th St

| | Monday | Tuesday | Wednesday | Thursday | Friday | Saturday | Sunday |
|-------------------------|--------|---------|-----------|----------|--------|----------|--------|
| This Year Daily Average | 34,199 | 39,838 | 41,586 | 38,230 | 40,240 | 24,691 | 21,925 |
| Last Year Daily Average | 31,250 | 35,928 | 40,904 | 38,796 | 39,966 | 24,758 | 20,014 |
| YoY % Change | 9.4% | 10.9% | 1.7% | -1.5% | 0.7% | -0.3% | 9.6% |



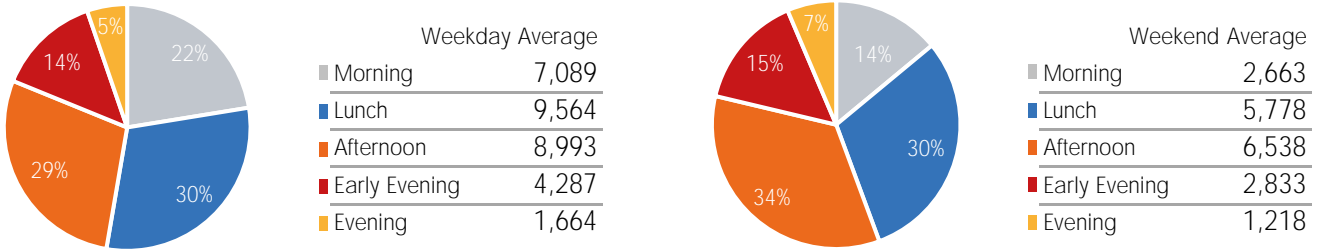
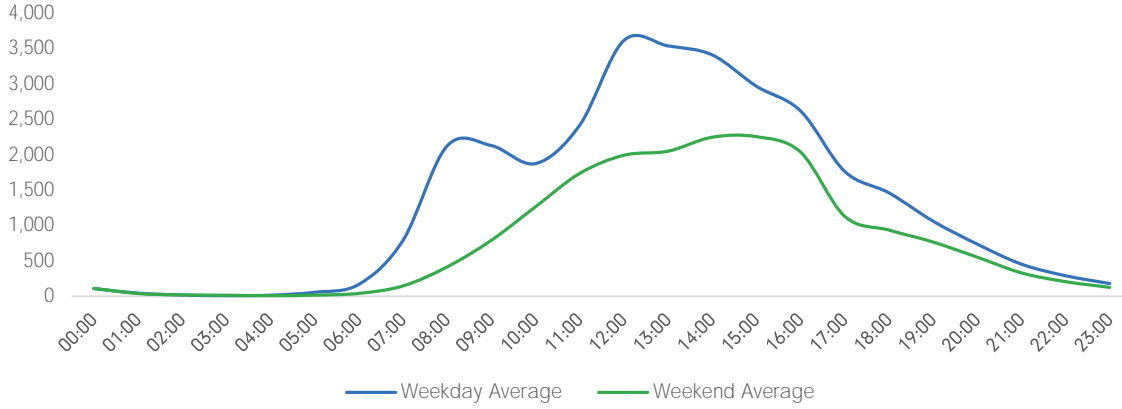
| Weekday Average | |
|-----------------|-------|
| Morning | 8,252 |
| Lunch | 8,221 |
| Afternoon | 8,429 |
| Early Evening | 9,667 |
| Evening | 3,747 |



| Weekend Average | |
|-----------------|-------|
| Morning | 2,843 |
| Lunch | 5,646 |
| Afternoon | 6,353 |
| Early Evening | 4,935 |
| Evening | 2,773 |

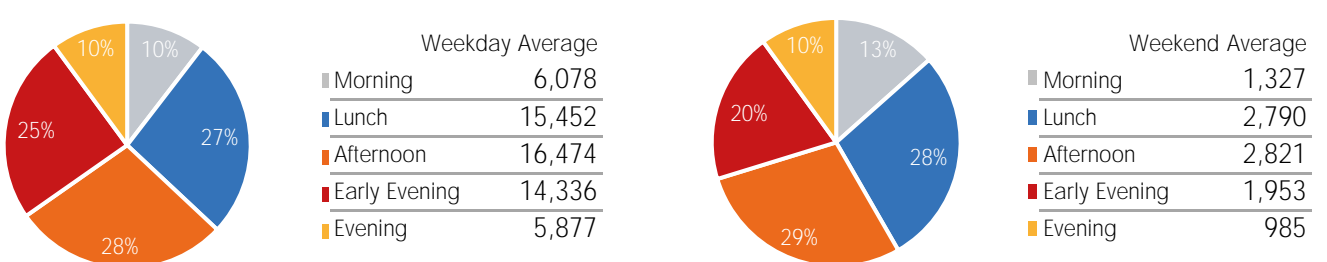
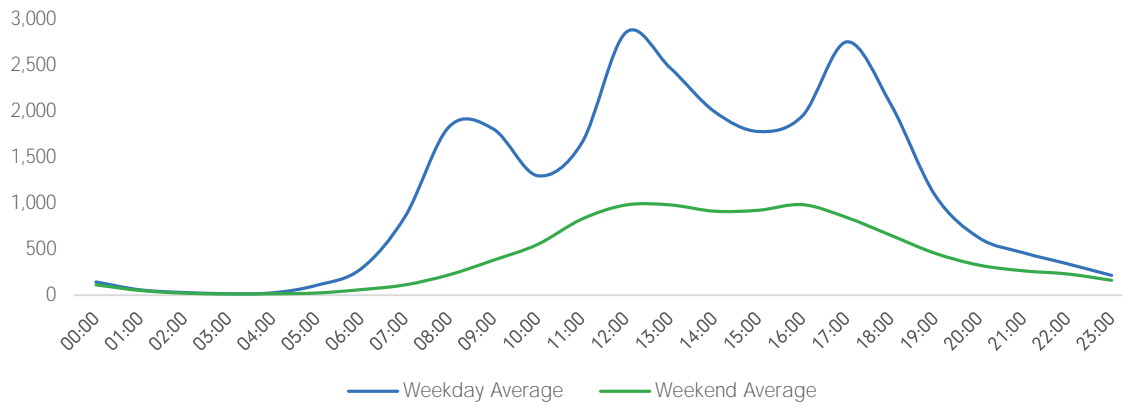
5th Ave at 45th St

| | Monday | Tuesday | Wednesday | Thursday | Friday | Saturday | Sunday |
|-------------------------|--------|---------|-----------|----------|--------|----------|--------|
| This Year Daily Average | 28,311 | 31,784 | 32,302 | 33,929 | 32,943 | 19,565 | 18,926 |
| Last Year Daily Average | 28,010 | 33,082 | 36,670 | 35,163 | 35,667 | 21,914 | 18,543 |
| YoY % Change | 1.1% | -3.9% | -11.9% | -3.5% | -7.6% | -10.7% | 2.1% |



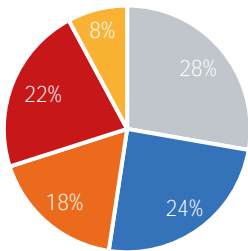
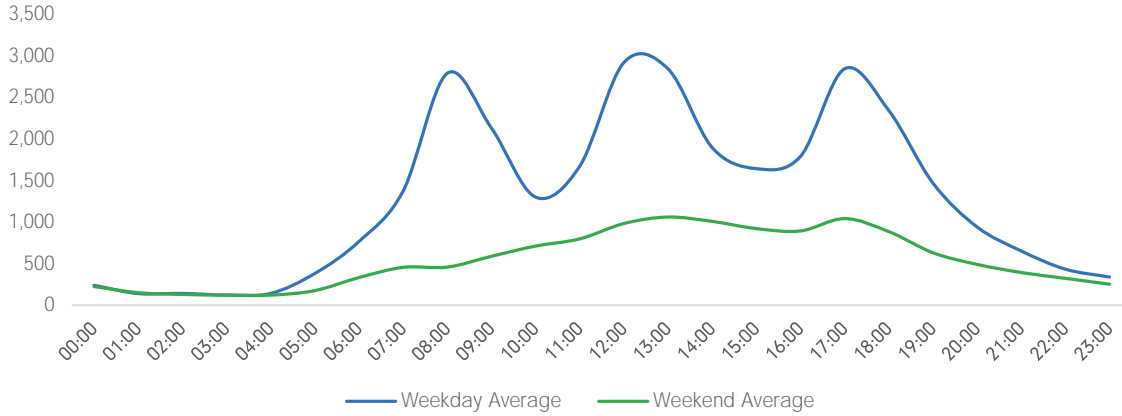
Madison Ave at 45th St

| | Monday | Tuesday | Wednesday | Thursday | Friday | Saturday | Sunday |
|-------------------------|--------|---------|-----------|----------|--------|----------|--------|
| This Year Daily Average | 23,286 | 26,196 | 26,526 | 30,134 | 27,509 | 11,473 | 8,760 |
| Last Year Daily Average | 17,844 | 21,958 | 27,072 | 26,482 | 24,841 | 9,816 | 7,067 |
| YoY % Change | 30.5% | 19.3% | -2.0% | 13.8% | 10.7% | 16.9% | 24.0% |



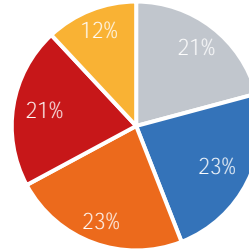
Lexington Ave at 51st St

| | Monday | Tuesday | Wednesday | Thursday | Friday | Saturday | Sunday |
|-------------------------|--------|---------|-----------|----------|--------|----------|--------|
| This Year Daily Average | 28,274 | 31,075 | 30,788 | 34,658 | 31,976 | 14,285 | 12,074 |
| Last Year Daily Average | 22,865 | 26,048 | 30,118 | 32,267 | 29,621 | 12,445 | 10,196 |
| YoY % Change | 23.7% | 19.3% | 2.2% | 7.4% | 8.0% | 14.8% | 18.4% |



Weekday Average

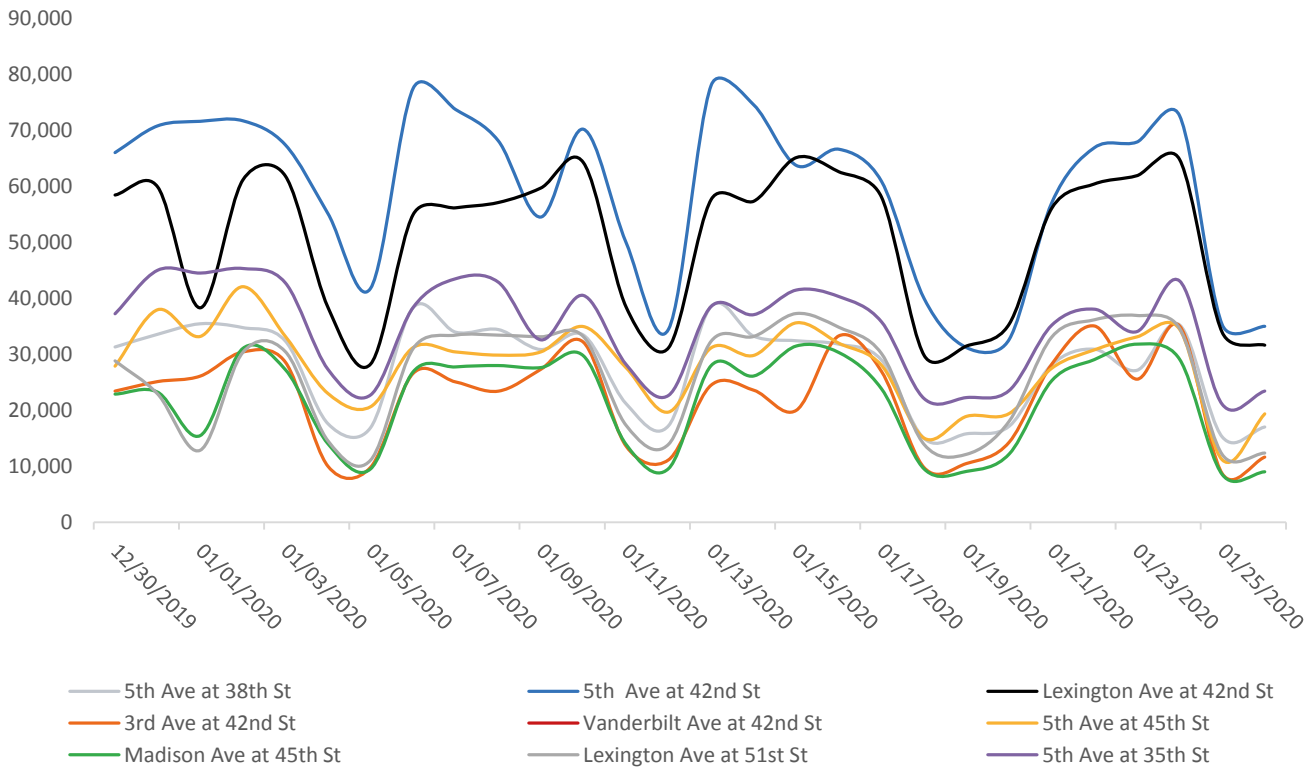
| | |
|---------------|-------|
| Morning | 8,371 |
| Lunch | 7,443 |
| Afternoon | 5,336 |
| Early Evening | 6,663 |
| Evening | 2,370 |



Weekend Average

| | |
|---------------|-------|
| Morning | 2,552 |
| Lunch | 2,846 |
| Afternoon | 2,828 |
| Early Evening | 2,563 |
| Evening | 1,464 |

Pedestrian Counts by Location Group by Date



Pedestrian Counts by Location Group by Date

| | 5th Ave at 38th St | 5th Ave at 42nd St | Lexington Ave at 42nd St | 3rd Ave at 42nd St | Vanderbilt Ave at 42nd St | 5th Ave at 45th St | Madison Ave at 45th St | Lexington Ave at 51st St | 5th Ave at 35th St |
|------------|-----------------------|-----------------------|--------------------------------|-----------------------|------------------------------|-----------------------|---------------------------|--------------------------------|-----------------------|
| 12/30/2019 | 31,278 | 65,960 | 58,390 | 23,410 | 47,551 | 27,855 | 22,868 | 28,804 | 37,199 |
| 12/31/2019 | 33,543 | 70,731 | 59,845 | 25,102 | 67,598 | 37,921 | 23,218 | 22,888 | 44,969 |
| 01/01/2020 | 35,419 | 71,542 | 38,265 | 26,079 | 50,093 | 33,156 | 15,463 | 12,853 | 44,466 |
| 01/02/2020 | 34,735 | 71,640 | 61,058 | 30,395 | 57,170 | 42,034 | 31,009 | 30,294 | 45,280 |
| 01/03/2020 | 32,333 | 67,338 | 61,785 | 28,572 | 50,005 | 33,167 | 27,233 | 30,446 | 42,717 |
| 01/04/2020 | 17,586 | 55,084 | 38,354 | 10,002 | 47,209 | 22,980 | 14,005 | 14,537 | 27,287 |
| 01/05/2020 | 16,875 | 41,731 | 28,216 | 9,799 | 32,284 | 20,612 | 9,513 | 11,074 | 22,709 |
| 01/06/2020 | 38,297 | 77,410 | 54,900 | 26,561 | 47,343 | 31,167 | 26,848 | 30,992 | 38,321 |
| 01/07/2020 | 33,913 | 73,640 | 56,112 | 25,035 | 48,940 | 30,390 | 27,721 | 33,397 | 43,458 |
| 01/08/2020 | 34,386 | 68,065 | 57,050 | 23,394 | 49,046 | 29,827 | 27,965 | 33,391 | 42,842 |
| 01/09/2020 | 30,820 | 54,463 | 59,642 | 27,300 | 49,133 | 30,403 | 27,604 | 33,100 | 32,550 |
| 01/10/2020 | 33,395 | 70,126 | 64,170 | 32,121 | 52,089 | 34,919 | 29,695 | 33,123 | 40,467 |
| 01/11/2020 | 21,169 | 49,935 | 38,434 | 13,595 | 48,187 | 27,589 | 13,906 | 17,310 | 28,175 |
| 01/12/2020 | 17,240 | 34,471 | 31,142 | 11,149 | 34,746 | 19,666 | 9,588 | 13,921 | 22,646 |
| 01/13/2020 | 38,536 | 77,968 | 57,596 | 24,477 | 48,800 | 31,127 | 27,958 | 32,312 | 38,517 |
| 01/14/2020 | 33,199 | 74,467 | 57,288 | 23,560 | 44,697 | 29,776 | 26,105 | 33,163 | 37,042 |
| 01/15/2020 | 32,385 | 63,670 | 65,074 | 19,980 | 53,716 | 35,590 | 31,452 | 37,253 | 41,438 |
| 01/16/2020 | 31,771 | 66,560 | 62,534 | 33,269 | 50,692 | 31,944 | 30,280 | 34,788 | 40,275 |
| 01/17/2020 | 28,961 | 60,831 | 58,013 | 26,910 | 45,838 | 28,014 | 23,811 | 30,095 | 35,759 |
| 01/18/2020 | 14,942 | 39,926 | 29,787 | 9,753 | 33,611 | 15,013 | 9,514 | 13,891 | 22,071 |
| 01/19/2020 | 15,791 | 31,149 | 31,462 | 10,495 | 34,230 | 18,904 | 9,085 | 12,139 | 22,256 |
| 01/20/2020 | 17,155 | 32,642 | 35,385 | 14,306 | 28,720 | 19,409 | 12,195 | 18,048 | 23,523 |
| 01/21/2020 | 28,126 | 57,042 | 56,053 | 28,220 | 45,395 | 27,492 | 25,278 | 33,062 | 35,179 |
| 01/22/2020 | 30,876 | 66,840 | 60,367 | 35,021 | 49,794 | 30,765 | 29,032 | 36,134 | 38,018 |
| 01/23/2020 | 27,119 | 67,847 | 61,846 | 25,531 | 50,352 | 33,080 | 31,782 | 36,898 | 34,030 |
| 01/24/2020 | 35,220 | 72,547 | 64,735 | 35,012 | 54,206 | 34,448 | 29,090 | 34,608 | 43,059 |
| 01/25/2020 | 15,248 | 35,271 | 33,897 | 8,699 | 35,972 | 11,155 | 8,540 | 12,107 | 21,061 |
| 01/26/2020 | 17,003 | 34,965 | 31,603 | 11,635 | 34,970 | 19,348 | 9,008 | 12,354 | 23,412 |
| 01/27/2020 | 31,295 | 62,647 | 54,728 | 21,751 | 46,982 | 31,998 | 26,559 | 31,212 | 33,436 |
| 01/28/2020 | 31,716 | 68,352 | 57,516 | 25,574 | 49,345 | 33,339 | 28,659 | 32,867 | 38,543 |
| 01/29/2020 | 32,518 | 66,164 | 62,207 | 26,097 | 48,818 | 32,173 | 28,716 | 34,307 | 41,168 |
| 01/30/2020 | 32,753 | 66,412 | 64,310 | 32,810 | 53,735 | 32,185 | 29,994 | 38,208 | 39,013 |
| 01/31/2020 | 32,572 | 65,435 | 64,514 | 31,754 | 52,298 | 34,168 | 27,716 | 31,608 | 39,197 |
| 02/01/2020 | 18,115 | 44,647 | 36,543 | 11,770 | 39,597 | 21,087 | 11,398 | 13,582 | 24,859 |
| 02/02/2020 | 13,925 | 29,449 | 27,758 | 9,973 | 26,957 | 16,099 | 6,604 | 10,884 | 18,604 |